

The Consortium's International Congress Mobile App Guide

The **Consortium's International Congress Mobile App** is an easy and convenient way to navigate the conference on your Apple (iOS) and Android smartphones and tablets. It contains all of the event information that you'll need to make the most out of your experience.

Some presentations will be available on the app. Either find the presentations by session, or select the "My Info" tab and then view "Downloadable Materials."



1. Download the native apps from iTunes and Google Play stores and search "ICIMH"



Optional: Use a QR Reader to scan a QR code below



iOS



Android



html5/Web


For an **HTML5 web version** (to use on a laptop, Windows phone, or Blackberry), direct your browser to: <https://www.confpal.com/m/icimh/>

2. Log In


Username: Your **email address**
 Password: **ICIMH18** (if prompted)

3. Key Features

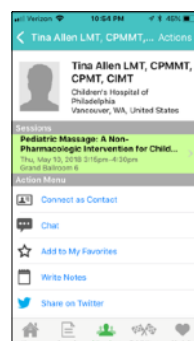
- View the **Agenda**: select "Agenda" from the Home menu or click the "Agenda" tab on the bottom menu. View an entire days' schedule or select one of the tracks.
- Build your own schedule; tap **"Add to My Schedule"** within a session listing.
- Select **Attendees** to see who's here and to read speaker bios (locate the 'Attendees' tab on the bottom menu).
- Get info on all the Exhibitors, including website links and phone numbers.
- Create **Notes** about colleagues as well as sessions you've attended. View all your notes (locate the **"My Info"** tab on the bottom navigation menu) and email them to yourself. Notes will be saved as long as the app is on your device.
- Update your **Profile** with a headshot and bio. Tap "Settings" on the Home menu, then "View/Edit Profile."




Daily Schedule



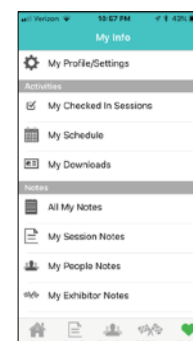
Tracks



Attendees and Speakers



Exhibitor List



Notes and Custom Schedule



Room Maps